

**G. PULLAIAH COLLEGE OF ENGINEERING AND
TECHNOLOGY::KURNOOL**

(Autonomous)

Feedback on facilities

Academic Year: 2021-22 (May 2022)

Number of students participated in survey: 200

S. No.	Facility	To a Very Great Extent 5	To a Great Extent 4	To a Moderate Extent 3	To some Extent 2	Not at All 0	Overall Percentage	Out of 5
1	<i>Class Room</i>							
a	How do you rate the ICT based equipment in your Classroom?	125	56	14	3	2	89.70	4.49
b	How do you rate the Cleanliness of your Classroom?	72	101	21	3	3	83.30	4.17
2	<i>Computer Labs</i>							
a	Are the number of Computers sufficient in the Laboratories?	99	71	22	4	4	85.30	4.27
b	Is the appropriate software available in the Laboratories?	80	110	4	4	2	86.00	4.30
3	<i>Wi-Fi and Internet Facility</i>							

a	Is the Internet and Wi-Fi provided in the Campus accessible to everyone?	105	66	26	0	3	86.70	4.34
4	<i>Canteen</i>							
a	Are the Food Prices/Quantity/ Hygiene properly maintained in the Canteen?	84	60	12	2	2	87.50	4.38
b	How do you rate the service of the Canteen?	88	51	10	7	2	87.09	4.35
c	Are the timings of Canteen comfortable to all the Students?	75	67	8	5	5	84.63	4.23
d	Are adequate sitting arrangements provided in the Canteen?	99	55	30	6	10	81.70	4.09
5	<i>Washroom & Drinking Water</i>							
a	How do you rate the Cleanliness/ Lighting of the Washrooms?	111	57	20	2	10	84.70	4.24

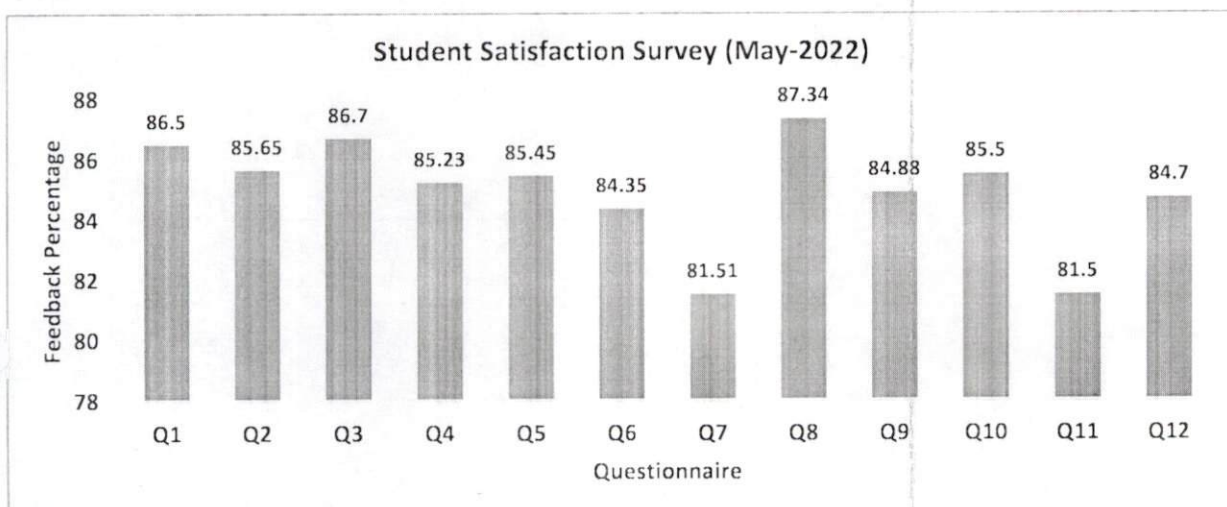
b	Is Quality maintained in the Provision of Drinking Water?	95	76	25	4	0	86.20	4.31
6	<i>Extra-Curricular Activities</i>							
a	How do you rate the availability of Extra-Curricular activities in the College?	84	99	7	5	5	84.70	4.24
b	Is enough space available to play Sports in the College?	87	85	13	13	2	84.00	4.20
7	<i>Gym</i>							
a	How do you rate the Gym facility available in the College?	79	65	52	2	2	81.50	4.08
b	Are the timings of the Gym comfortable to the Students?	70	53	20	11	4	81.52	4.08
8	<i>Mentoring System</i>							
a	How do you rate the regularity in the conduct of Counseling to the Students?	120	69	5	1	5	89.30	4.47

b	How do you rate the motivation being provided to Students to participate in Co-Curricular and Extra-Curricular activities?	85	56	6	8	5	85.38	4.27
9	Library							
a	Are sufficient number of Book/Journals available in the Library?	81	53	15	9	2	85.00	4.25
b	How do you rate the Digital Library being provided?	84	52	4	15	5	83.75	4.19
c	How do you rate the working timings of the Library?	83	54	14	7	2	85.88	4.29
10	Medical							
a	How do you rate the Medical facilities and availability of Doctor on the Campus?	88	42	60	8	2	80.40	4.02

11	Transportation							
a	In proper seating available in all the Buses?	92	50	41	12	5	80.70	4.04
b	How do you rate the available of Buses across all routes of the city?	80	87	17	12	4	82.30	4.12
12	How do you rate the overall impression of the Institute	82	97	11	8	2	84.70	4.24

Any more suggestions

1. Sports facilities may still be increased in the campus and more amount of time may be allocated
2. The ambience of the classrooms may be improved
3. Gym facility may be provided in early hours of morning
4. The water coolers need to serviced at regular intervals of time




PRINCIPAL
G. Pullaiah College of Engg. & Tech
Nandikotkur Road-Venkayapalli (V).
KURNOOL - 518 452

KURNOL - 518 452
Nandikotkur Road-Venkayyal (V)
G. Pullaiah College of Engg. & Tech
PRINCIPAL

**G. PULLAIAH COLLEGE OF ENGINEERING AND
TECHNOLOGY::KURNOOL**

(Autonomous)

Feedback on facilities

Academic Year: 2021-22 (Feb 2022)

Number of students participated in survey: 160

S. No.	Facility	To a Very Great Extent 5	To a Great Extent 4	To a Moderate Extent 3	To some Extent 2	Not at All 0	Overall Percentage	Out of 5
<i>1</i>	<i>Class Room</i>							
a	How do you rate the ICT based equipment in your Classroom?	84	57	14	3	2	87.00	4.35
b	How do you rate the Cleanliness of your Classroom?	72	67	15	3	3	84.88	4.24
<i>2</i>	<i>Computer Labs</i>							
a	Are the number of Computers sufficient in the Laboratories?	83	64	5	4	4	86.75	4.34
b	Is the appropriate software available in the Laboratories?	80	70	4	4	2	87.50	4.38
<i>3</i>	<i>Wi-Fi and Internet Facility</i>							

a	Is the Internet and Wi-Fi provided in the Campus accessible to everyone?	90	66	1	0	3	89.63	4.48
4	<i>Canteen</i>							
a	Are the Food Prices/Quantity/ Hygiene properly maintained in the Canteen?	84	60	12	2	2	87.50	4.38
b	How do you rate the service of the Canteen?	88	51	10	9	2	86.50	4.33
c	Are the timings of Canteen comfortable to all the Students?	75	67	8	5	5	84.63	4.23
d	Are adequate sitting arrangements provided in the Canteen?	82	55	12	6	5	84.75	4.24
5	<i>Washroom & Drinking Water</i>							
a	How do you rate the Cleanliness/ Lighting of the Washrooms?	90	57	8	2	3	88.25	4.41

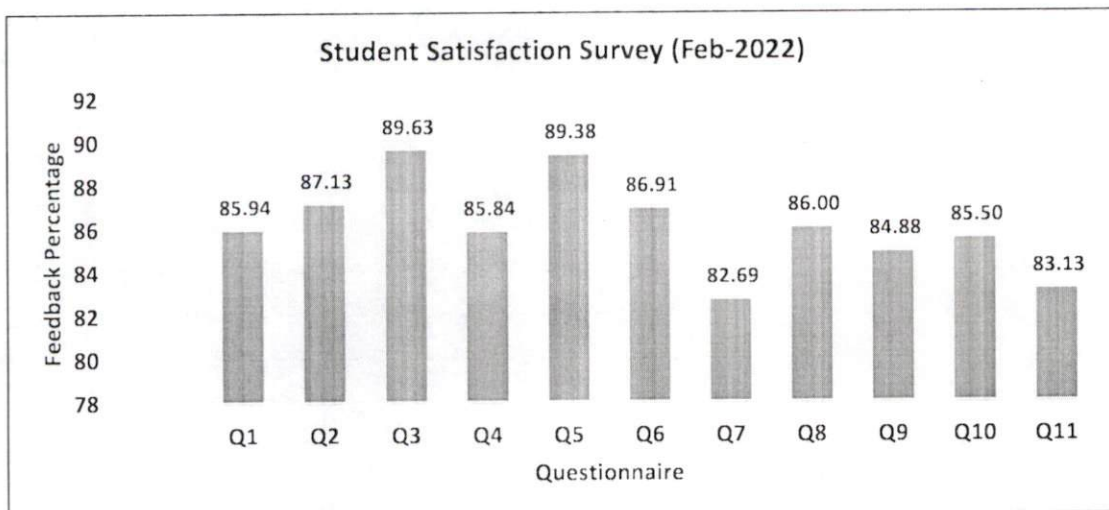
b	Is Quality maintained in the Provision of Drinking Water?	95	58	3	4	0	90.50	4.53
6	<i>Extra-Curricular Activities</i>							
a	How do you rate the availability of Extra-Curricular activities in the College?	82	60	6	5	5	85.82	4.29
b	Is enough space available to play Sports in the College?	87	62	3	6	2	88.00	4.40
7	<i>Gym</i>							
a	How do you rate the Gym facility available in the College?	79	45	26	8	2	83.63	4.18
b	Are the timings of the Gym comfortable to the Students?	72	53	20	11	4	81.75	4.09
8	<i>Mentoring System</i>							
a	How do you rate the regularity in the conduct of Counseling to the Students?	80	69	5	1	5	86.63	4.33

b	How do you rate the motivation being provided to Students to participate in Co-Curricular and Extra-Curricular activities?	85	56	6	8	5	85.38	4.27
9	Library							
a	Are sufficient number of Book/Journals available in the Library?	81	53	15	9	2	85.00	4.25
b	How do you rate the Digital Library being provided?	84	52	4	15	5	83.75	4.19
c	How do you rate the working timings of the Library?	83	54	14	7	2	85.88	4.29
10	Medical							
a	How do you rate the Medical facilities and availability of Doctor on the Campus?	88	42	20	8	2	85.50	4.28

11	Transportation							
a	In proper seating available in all the Buses?	82	50	11	12	5	83.38	4.17
b	How do you rate the available of Buses across all routes of the city?	80	47	17	12	4	82.88	4.14
12	How do you rate the overall impression of the Institute	82	57	11	8	2	85.88	4.29

Any more suggestions

1. The taste of food in the canteen may be improved
2. The ambience of the classrooms may be improved
3. Gym facility may be provided in early hours of morning
4. Reprographic facility may be provided in the canteen also




PRINCIPAL
G. Pullaiah College of Engg. & Tech
 Nandikotkur Road-Venkayapalli (V)
 KURNOOL - 518 452

PRINCIPAL
C. P. P. College of Engg & Tech
Kumbhari Road, Varanasi
KUMHARI - 221 001

**G. PULLAIAH COLLEGE OF ENGINEERING AND
TECHNOLOGY::KURNOOL**

(Autonomous)

Feedback on facilities

Academic Year: 2021-22 (Sept 2021)

Number of students participated in survey: 180

S. No.	Facility	To a Very Great Extent 5	To a Great Extent 4	To a Moderate Extent 3	To some Extent 2	Not at All 0	Overall Percentage	Out of 5
1	<i>Class Room</i>							
a	How do you rate the ICT based equipment in your Classroom?	94	57	24	3	2	86.22	4.31
b	How do you rate the Cleanliness of your Classroom?	62	97	15	3	3	83.22	4.16
2	<i>Computer Labs</i>							
a	Are the number of Computers sufficient in the Laboratories?	93	74	5	4	4	87.11	4.36
b	Is the appropriate software available in the Laboratories?	100	70	4	4	2	88.89	4.44
3	<i>Wi-Fi and Internet Facility</i>							

a	Is the Internet and Wi-Fi provided in the Campus accessible to everyone?	80	75	22	0	3	85.11	4.26
4	<i>Canteen</i>							
a	Are the Food Prices/Quantity/ Hygiene properly maintained in the Canteen?	104	60	12	2	2	88.89	4.44
b	How do you rate the service of the Canteen?	90	61	20	7	2	85.33	4.27
c	Are the timings of Canteen comfortable to all the Students?	85	67	18	5	5	84.11	4.21
d	Are adequate sitting arrangements provided in the Canteen?	82	65	22	6	5	83.11	4.16
5	<i>Washroom & Drinking Water</i>							
a	How do you rate the Cleanliness/ Lighting of the Washrooms?	88	69	10	12	1	85.56	4.28

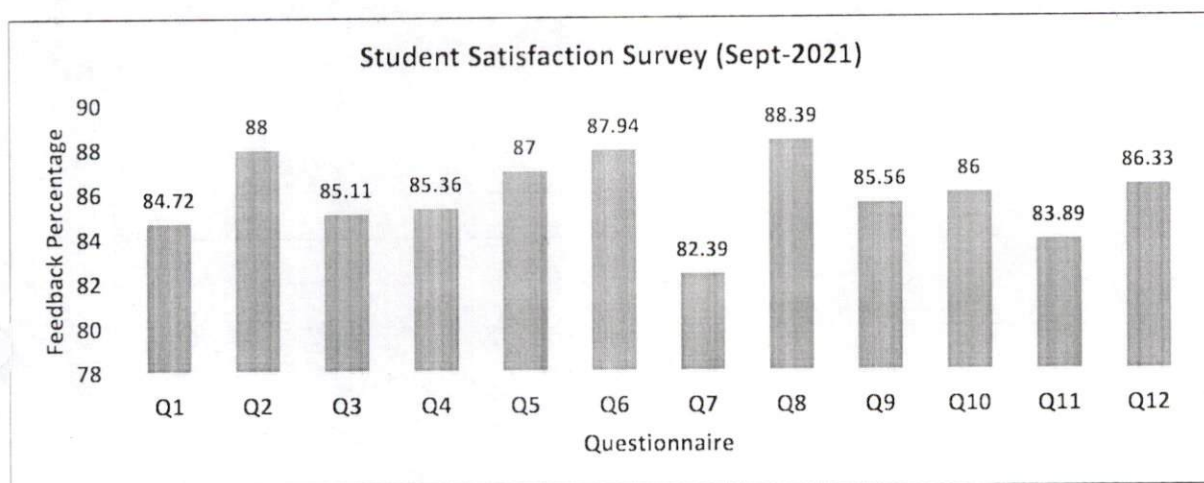
b	Is Quality maintained in the Provision of Drinking Water?	79	99	1	1	0	88.44	4.42
6	<i>Extra-Curricular Activities</i>							-
a	How do you rate the availability of Extra-Curricular activities in the College?	94	77	3	1	5	87.67	4.38
b	Is enough space available to play Sports in the College?	97	72	3	6	2	88.22	4.41
7	<i>Gym</i>						82.39	4.12
a	How do you rate the Gym facility available in the College?	89	53	30	6	2	84.33	4.22
b	Are the timings of the Gym comfortable to the Students?	72	63	30	11	4	80.44	4.02
8	<i>Mentoring System</i>							
a	How do you rate the regularity in the conduct of Counseling to the Students?	100	69	5	1	5	88.11	4.41

b	How do you rate the motivation being provided to Students to participate in Co-Curricular and Extra-Curricular activities?	108	56	6	8	2	88.67	4.43
9	<i>Library</i>							-
a	Are sufficient number of Book/Journals available in the Library?	94	60	15	9	2	85.89	4.29
b	How do you rate the Digital Library being provided?	94	62	4	15	5	84.44	4.22
c	How do you rate the working timings of the Library?	93	64	14	7	2	86.33	4.32
10	<i>Medical</i>							-
a	How do you rate the Medical facilities and availability of Doctor on the Campus?	98	52	20	8	2	86.00	4.30

11	Transportation							
a	In proper seating available in all the Buses?	92	60	11	12	5	84.11	4.21
b	How do you rate the available of Buses across all routes of the city?	90	57	17	12	4	83.67	4.18
12	How do you rate the overall impression of the Institute	92	67	11	8	2	86.33	4.32

Any more suggestions

1. Sports facilities may still be increased in the campus and more amount of time may be allocated
2. The ambience of the classrooms may be improved
3. More amount of time may be allocated to extra curricular activities
4. The food prices may further be reduced in the canteen



G. Pullaiah
PRINCIPAL

G. Pullaiah College of Engg. & Tech
Nandikotkur Road-Venkayapalli (V),
KURNOOL - 518 452

Principal
G. P. J. College of Engineering & Technology
Hindikotkur Road-Venkayachetty 07
Kurnool-518112

**G. PULLAIAH COLLEGE OF ENGINEERING AND
TECHNOLOGY::KURNOOL**

(Autonomous)

Feedback on facilities

Academic Year: 2021-22 (Dec 2021)

Number of students participated in survey: 160

S. No.	Facility	To a Very Great Extent 5	To a Great Extent 4	To a Moderate Extent 3	To some Extent 2	Not at All 0	Overall Percentage	Out of 5
<i>1</i>	<i>Class Room</i>							
a	How do you rate the ICT based equipment in your Classroom?	84	57	14	3	2	87.00	4.35
b	How do you rate the Cleanliness of your Classroom?	72	67	15	3	3	84.88	4.24
<i>2</i>	<i>Computer Labs</i>							
a	Are the number of Computers sufficient in the Laboratories ?	83	64	5	4	4	86.75	4.34
b	Is the appropriate software available in the Laboratories ?	80	70	4	4	2	87.50	4.38
<i>3</i>	<i>Wi-Fi and Internet Facility</i>							

a	Is the Internet and Wi-Fi provided in the Campus accessible to everyone?	88	66	1	2	3	88.88	4.44
4	<i>Canteen</i>							
a	Are the Food Prices/Quantity/ Hygiene properly maintained in the Canteen?	84	60	12	2	2	87.50	4.38
b	How do you rate the service of the Canteen?	88	51	10	7	4	86.00	4.30
c	Are the timings of Canteen comfortable to all the Students?	75	67	8	5	5	84.63	4.23
d	Are adequate sitting arrangements provided in the Canteen?	82	55	12	6	5	84.75	4.24
5	<i>Washroom & Drinking Water</i>							
a	How do you rate the Cleanliness/ Lighting of the Washrooms?	90	57	8	2	1	89.37	4.47

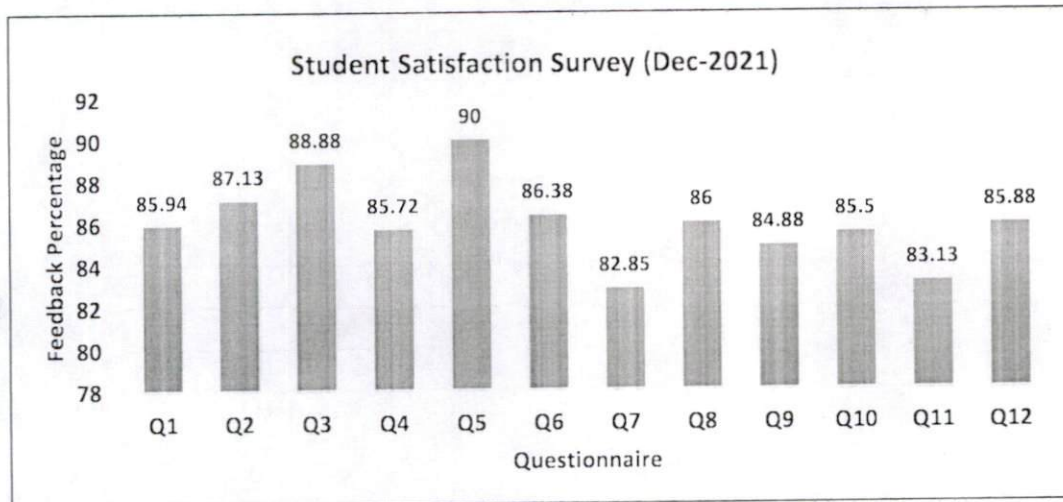
b	Is Quality maintained in the Provision of Drinking Water?	95	56	3	4	0	90.63	4.53
6	Extra-Curricular Activities							-
a	How do you rate the availability of Extra-Curricular activities in the College?	82	60	6	5	7	84.75	4.24
b	Is enough space available to play Sports in the College?	87	62	3	6	2	88.00	4.40
7	Gym							
a	How do you rate the Gym facility available in the College?	79	45	26	6	2	84.18	4.21
b	Are the timings of the Gym comfortable to the Students?	70	53	20	11	4	81.52	4.08
8	Mentoring System							
a	How do you rate the regularity in the conduct of Counseling to the Students?	80	69	5	1	5	86.63	4.33

b	How do you rate the motivation being provided to Students to participate in Co-Curricular and Extra-Curricular activities?	85	56	6	8	5	85.38	4.27
9	Library							-
a	Are sufficient number of Book/Journals available in the Library?	81	53	15	9	2	85.00	4.25
b	How do you rate the Digital Library being provided?	84	52	4	15	5	83.75	4.19
c	How do you rate the working timings of the Library?	83	54	14	7	2	85.88	4.29
10	Medical							
a	How do you rate the Medical facilities and availability of Doctor on the Campus?	88	42	20	8	2	85.50	4.28

11	Transportation							
a	In proper seating available in all the Buses?	82	50	11	12	5	83.38	4.17
b	How do you rate the available of Buses across all routes of the city?	80	47	17	12	4	82.88	4.14
12	How do you rate the overall impression of the Institute	82	57	11	8	2	85.88	4.29

Any more suggestions

1. The taste of food in the canteen may be improved
2. The ambience of the classrooms may be improved
3. Gym facility may be provided in early hours of morning
4. Reprographic facility may be provided in the canteen also
5. Sports facilities may still be increased in the campus and more amount of time may be allocated



C. Irinix

PRINCIPAL

G. Pullaiah College of Engg. & Tech
Nandikotkur Road-Venkayapalli (V),
KURNOOL - 518 452

Principal
C. P. Singh College of Engg. & Tech.
Vandikotkur Road-Venkayapalli (V)
KURNOOL - 518452