

**G. PULLAIAH COLLEGE OF ENGINEERING AND
TECHNOLOGY::KURNOOL
(Autonomous)**

Feedback on facilities(Student satisfaction Survey)

Academic Year: 2022-23 (May 2023)

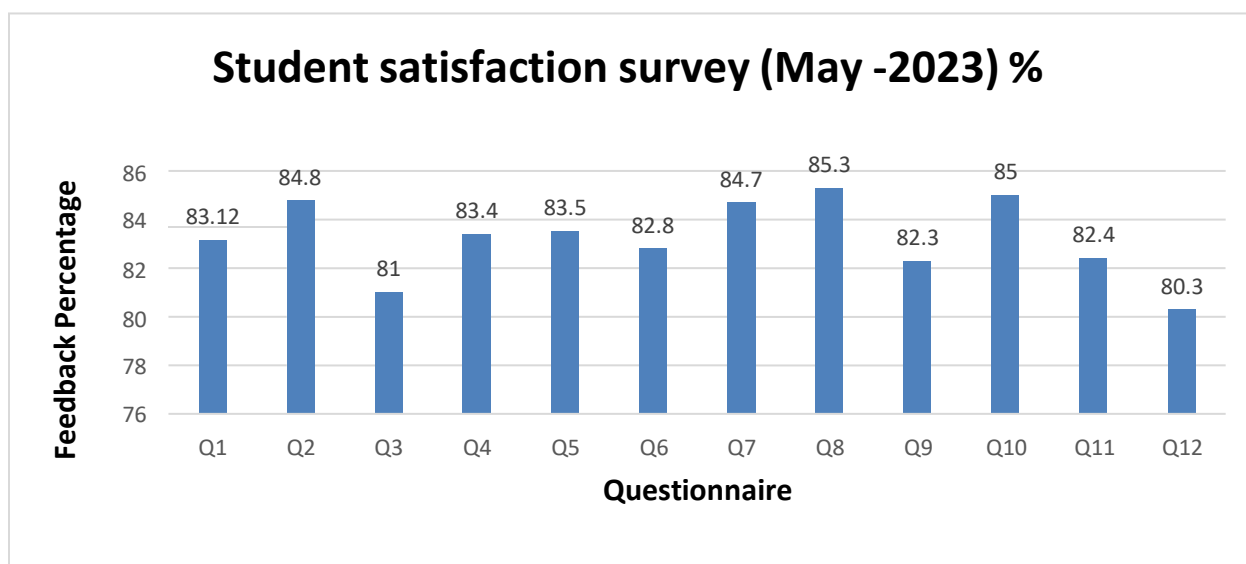
Number of students participated in survey: 391

S. No.	Facility	To a Very Great Extent	To a Great Extent	To a Moderate Extent	To some Extent	Not at All	Overall Percentage	Out of 5
		5	4	3	2	0		
1	<i>Class Room</i>							
a	How do you rate the ICT based equipment in your Classroom?	239	62	52	30	8	84.8	4.24
b	How do you rate the cleanliness of your classroom?	226	62	53	28	22	81.4	4.07
2	<i>Computer Labs</i>							
a	Are the numbers of computers sufficient in the laboratories?	230	76	53	22	10	84.7	4.23
b	Is the appropriate software available in the laboratories?	254	52	40	32	13	85.0	4.25
3	<i>Wi-Fi and Internet Facility</i>							
a	Is the Internet and Wi-Fi provided in the campus accessible to everyone?	211	88	46	20	26	81.0	4.05
4	<i>Canteen</i>							

a	Are the food prices/quantity/hygiene properly maintained in the canteen?	251	48	46	30	16	84.1	4.20
b	How do you rate the service of the canteen?	230	68	49	27	20	83.0	4.15
c	Are the timings of canteen comfortable to all the students?	201	92	48	26	24	80.2	4.01
d	Are adequate sitting arrangements provided in the canteen?	246	82	38	10	15	86.5	4.32
5	<i>Washroom & Drinking Water</i>							
a	How do you rate the cleanliness/lighting of the washrooms?	234	48	53	35	21	81.3	4.06
b	Is quality maintained in the provision of drinking Water?	214	127	24	13	11	85.7	4.28
6	<i>Extra-Curricular Activities</i>							
a	How do you rate the availability of extra-curricular activities in the college?	225	70	44	22	30	80.8	4.04
b	Is enough space available to play sports in the college?	239	62	52	30	8	84.8	4.24
7	<i>Gym</i>							

a	How do you rate the gym facility available in the college?	243	65	48	25	10	85.3	4.26
b	Are the timings of the Gym comfortable to the students?	218	96	43	22	11	84.2	4.21
8	Mentoring System							
a	How do you rate the regularity in the conduct of counseling to the students?	234	58	54	27	18	82.7	4.13
b	How do you rate the motivation being provided to students to participate in co-curricular and extra-curricular activities?	248	98	21	12	12	87.9	4.39
9	Library							
a	Are sufficient numbers of books/journals available in the library?	244	55	45	29	18	83.5	4.17
b	How do you rate the digital library being provided?	217	78	56	27	13	82.8	4.14
c	How do you rate the working timings of the library?	210	75	47	43	16	80.6	4.03
10	Medical							
a	How do you rate the medical facilities and	254	52	40	32	13	85.0	4.25

	availability of doctor on the campus?							
11	Transportation							
a	Is proper seating available in all the buses?	236	62	50	27	16	83.4	4.17
b	How do you rate the availability of buses across all routes of the city?	231	56	52	30	22	81.5	4.07
12	How do you rate the overall impression of the Institute?	206	89	48	20	28	80.3	4.01
Action Taken:								
1. The house keeping department is informed to take utmost care about cleanliness in waiting halls, class rooms and wash rooms.								
2. The canteen committee has been informed to take care about the physical distance and quality of food in canteen.								



C. Krishna
Principal

PRINCIPAL
G. Pullaiah College of Engg. & Tech
Nandikotkur Road-Venkayapalli (V),
KURNOOL - 518 452

**G. PULLAIAH COLLEGE OF ENGINEERING AND
TECHNOLOGY::KURNOOL
(Autonomous)**

Feedback on facilities(Student satisfaction Survey)

Academic Year: 2022-23 (February 2023)

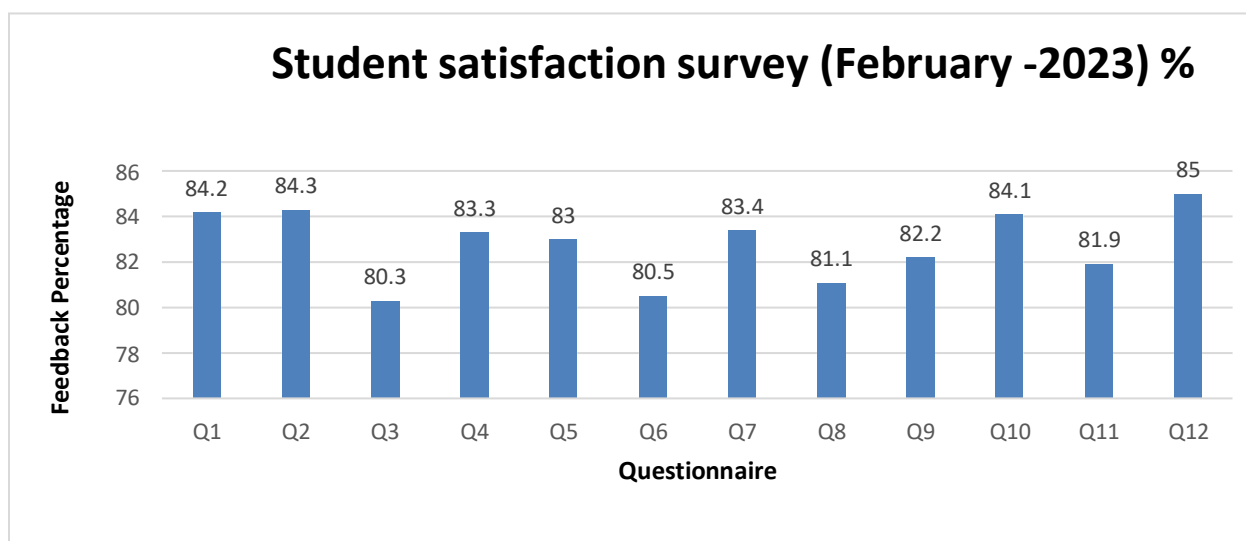
Number of students participated in survey: 391

S. No.	Facility	To a Very Great Extent	To a Great Extent	To a Moderate Extent	To some Extent	Not at All	Overall Percentage	Out of 5
		5	4	3	2	0		
1	<i>Class Room</i>							
a	How do you rate the ICT based equipment in your Classroom?	217	78	56	27	13	82.8	4.14
b	How do you rate the cleanliness of your classroom?	214	127	24	13	11	85.7	4.28
2	<i>Computer Labs</i>							
a	Are the numbers of computers sufficient in the laboratories?	210	82	52	23	24	80.8	4.04
b	Is the appropriate software available in the laboratories?	248	98	21	12	12	87.9	4.39
3	<i>Wi-Fi and Internet Facility</i>							
a	Is the Internet and Wi-Fi provided in the campus accessible to everyone?	206	89	48	20	28	80.3	4.01
4	<i>Canteen</i>							

a	Are the food prices/quantity/hygiene properly maintained in the canteen?	207	89	44	26	25	80.5	4.02
b	How do you rate the service of the canteen?	218	96	43	22	11	84.2	4.21
c	Are the timings of canteen comfortable to all the students?	213	87	41	21	29	80.7	4.03
d	Are adequate sitting arrangements provided in the canteen?	248	98	21	12	12	87.9	4.39
5	<i>Washroom & Drinking Water</i>							
a	How do you rate the cleanliness/lighting of the washrooms?	214	127	24	13	11	85.7	4.28
b	Is quality maintained in the provision of drinking Water?	206	89	48	20	28	80.3	4.01
6	<i>Extra-Curricular Activities</i>							
a	How do you rate the availability of extra-curricular activities in the college?	213	87	41	21	29	80.7	4.03
b	Is enough space available to play sports in the college?	206	89	48	20	28	80.3	4.01
7	<i>Gym</i>							

a	How do you rate the gym facility available in the college?	236	68	50	25	12	84.5	4.22
b	Are the timings of the Gym comfortable to the students?	228	72	42	28	21	82.3	4.11
8	Mentoring System							
a	How do you rate the regularity in the conduct of counseling to the students?	227	58	51	32	23	81.0	4.05
b	How do you rate the motivation being provided to students to participate in co-curricular and extra-curricular activities?	234	48	53	35	21	81.3	4.06
9	Library							
a	Are sufficient numbers of books/journals available in the library?	240	52	42	32	25	81.7	4.08
b	How do you rate the digital library being provided?	230	68	49	27	20	83.0	4.15
c	How do you rate the working timings of the library?	221	75	43	34	18	81.9	4.09
10	Medical							
a	How do you rate the medical facilities and	251	48	46	30	16	84.1	4.20

	availability of doctor on the campus?							
11	Transportation							
a	Is proper seating available in all the buses?	226	62	53	28	22	81.4	4.07
b	How do you rate the availability of buses across all routes of the city?	231	61	54	25	20	82.4	4.12
12	How do you rate the overall impression of the Institute?	238	75	41	25	12	85.0	4.25
Action Taken:								
1. The house keeping department is informed to take utmost care about cleanliness in waiting halls, class rooms and wash rooms.								
2. The canteen committee has been informed to take care about the physical distance and quality of food in canteen.								



G. Pullaiah
Principal

PRINCIPAL
G. Pullaiah College of Engg. & Tech
Nandikotkur Road-Venkayapalli (V),
KURNOOL - 518 452

**G. PULLAIAH COLLEGE OF ENGINEERING AND
TECHNOLOGY::KURNOOL
(Autonomous)**

Feedback on facilities(Student satisfaction Survey)

Academic Year: 2022-23 (September 2022)

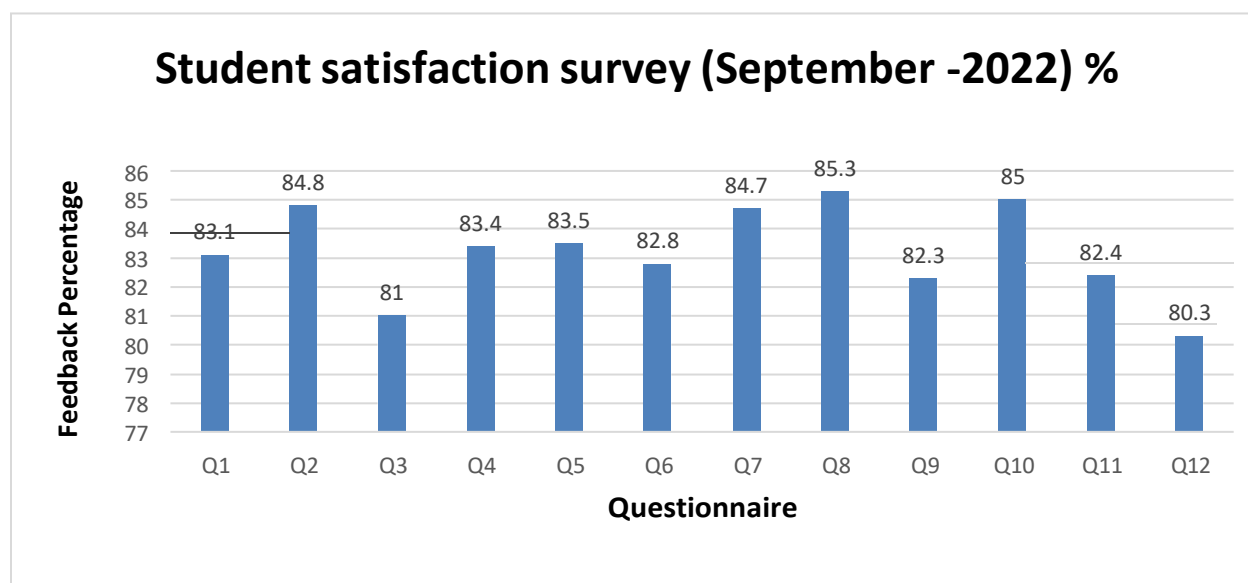
Number of students participated in survey: 391

S. No.	Facility	To a Very Great Extent	To a Great Extent	To a Moderate Extent	To some Extent	Not at All	Overall Percentage	Out of 5
		5	4	3	2	0		
1	<i>Class Room</i>							
a	How do you rate the ICT based equipment in your Classroom?	239	62	52	30	8	84.8	4.24
b	How do you rate the cleanliness of your classroom?	226	62	53	28	22	81.4	4.07
2	<i>Computer Labs</i>							
a	Are the numbers of computers sufficient in the laboratories?	230	76	53	22	10	84.7	4.23
b	Is the appropriate software available in the laboratories?	254	52	40	32	13	85.0	4.25
3	<i>Wi-Fi and Internet Facility</i>							
a	Is the Internet and Wi-Fi provided in the campus accessible to everyone?	211	88	46	20	26	81.0	4.05
4	<i>Canteen</i>							

a	Are the food prices/quantity/ hygiene properly maintained in the canteen?	251	48	46	30	16	84.1	4.20
b	How do you rate the service of the canteen?	230	68	49	27	20	83.0	4.15
c	Are the timings of canteen comfortable to all the students?	201	92	48	26	24	80.2	4.01
d	Are adequate sitting arrangements provided in the canteen?	246	82	38	10	15	86.5	4.32
5	<i>Washroom & Drinking Water</i>							
a	How do you rate the cleanliness/ lighting of the washrooms?	234	48	53	35	21	81.3	4.06
b	Is quality maintained in the provision of drinking Water?	214	127	24	13	11	85.7	4.28
6	<i>Extra-Curricular Activities</i>							
a	How do you rate the availability of extra-curricular activities in the college?	225	70	44	22	30	80.8	4.04
b	Is enough space available to play sports in the college?	239	62	52	30	8	84.8	4.24
7	<i>Gym</i>							

a	How do you rate the gym facility available in the college?	243	65	48	25	10	85.3	4.26
b	Are the timings of the Gym comfortable to the students?	218	96	43	22	11	84.2	4.21
8	Mentoring System							
a	How do you rate the regularity in the conduct of counseling to the students?	234	58	54	27	18	82.7	4.13
b	How do you rate the motivation being provided to students to participate in co-curricular and extra-curricular activities?	248	98	21	12	12	87.9	4.39
9	Library							
a	Are sufficient numbers of books/journals available in the library?	244	55	45	29	18	83.5	4.17
b	How do you rate the digital library being provided?	217	78	56	27	13	82.8	4.14
c	How do you rate the working timings of the library?	210	75	47	43	16	80.6	4.03
10	Medical							
a	How do you rate the medical facilities and	254	52	40	32	13	85.0	4.25

	availability of doctor on the campus?							
11	Transportation							
a	Is proper seating available in all the buses?	236	62	50	27	16	83.4	4.17
b	How do you rate the availability of buses across all routes of the city?	231	56	52	30	22	81.5	4.07
12	How do you rate the overall impression of the Institute?		89	48	20	28	80.3	4.01
Action Taken:								
1. The house keeping department is informed to take utmost care about cleanliness in waiting halls, class rooms and wash rooms.								
2. The canteen committee has been informed to take care about the physical distance and quality of food in canteen.								



C. Jini
Principal

PRINCIPAL
G. Pullaiah College of Engg. & Tech
Nandikotkur Road-Venkayapalli (V),
KURNOOL - 518 452

**G. PULLAIAH COLLEGE OF ENGINEERING AND
TECHNOLOGY::KURNOOL
(Autonomous)**

Feedback on facilities(Student satisfaction Survey)

Academic Year: 2022-23 (December 2022)

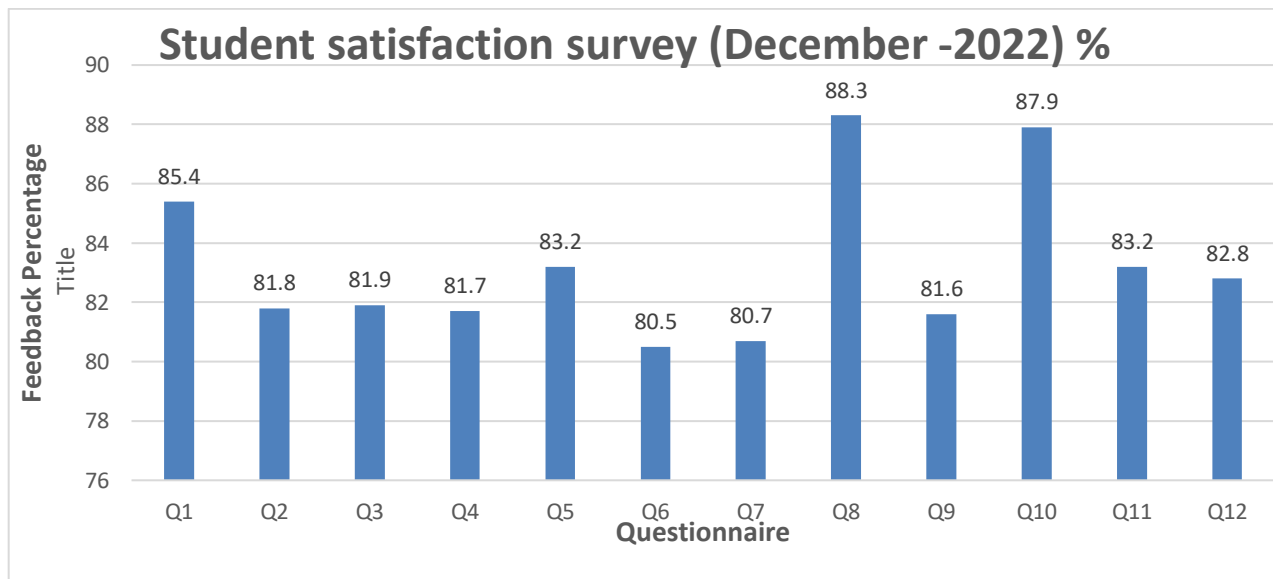
Number of students participated in survey: 391

S. No.	Facility	To a Very Great Extent	To a Great Extent	To a Moderate Extent	To some Extent	Not at All	Overall Percentage	Out of 5
		5	4	3	2	0		
1	<i>Class Room</i>							
a	How do you rate the ICT based equipment in your Classroom?	238	75	41	25	12	85.0	4.25
b	How do you rate the cleanliness of your classroom?	231	61	54	25	20	82.4	4.12
2	<i>Computer Labs</i>							
a	Are the numbers of computers sufficient in the laboratories?	226	62	53	28	22	81.4	4.07
b	Is the appropriate software available in the laboratories?	251	48	46	30	16	84.1	4.20
3	<i>Wi-Fi and Internet Facility</i>							
a	Is the Internet and Wi-Fi provided in the campus accessible to everyone?	221	75	43	34	18	81.9	4.09
4	<i>Canteen</i>							

a	Are the food prices/quantity/ hygiene properly maintained in the canteen?	230	68	49	27	20	83.0	4.15
b	How do you rate the service of the canteen?	240	52	42	32	25	81.7	4.08
c	Are the timings of canteen comfortable to all the students?	234	48	53	35	21	81.3	4.06
d	Are adequate sitting arrangements provided in the canteen?	227	58	51	32	23	81.0	4.05
5	<i>Washroom & Drinking Water</i>							
a	How do you rate the cleanliness/ lighting of the washrooms?	228	72	42	28	21	82.3	4.11
b	Is quality maintained in the provision of drinking Water?	236	68	50	25	12	84.5	4.22
6	<i>Extra-Curricular Activities</i>							
a	How do you rate the availability of extra-curricular activities in the college?	206	89	48	20	28	80.3	4.01
b	Is enough space available to play sports in the college?	213	87	41	21	29	80.7	4.03
7	<i>Gym</i>							

a	How do you rate the gym facility available in the college?	206	89	48	20	28	80.3	4.01
b	Are the timings of the Gym comfortable to the students?	214	127	24	13	11	85.7	4.28
8	Mentoring System							
a	How do you rate the regularity in the conduct of counseling to the students?	248	98	21	12	12	87.9	4.39
b	How do you rate the motivation being provided to students to participate in co-curricular and extra-curricular activities?	213	87	41	21	29	80.7	4.03
9	Library							
a	Are sufficient numbers of books/journals available in the library?	218	96	43	22	11	84.2	4.21
b	How do you rate the digital library being provided?	207	89	44	26	25	80.5	4.02
c	How do you rate the working timings of the library?	206	89	48	20	28	80.3	4.01
10	Medical							
a	How do you rate the medical facilities and	248	98	21	12	12	87.9	4.39

	availability of doctor on the campus?							
11	Transportation							
a	Is proper seating available in all the buses?	210	82	52	23	24	80.8	4.04
b	How do you rate the availability of buses across all routes of the city?	214	127	24	13	11	85.7	4.28
12	How do you rate the overall impression of the Institute?	217	78	56	27	13	82.8	4.14
Action Taken:								
1. The house keeping department is informed to take utmost care about cleanliness in waiting halls, class rooms and wash rooms.								
2. The canteen committee has been informed to take care about the physical distance and quality of food in canteen.								




 Principal
PRINCIPAL
G. Pullaiah College of Engg. & Tech
Nandikotkur Road-Venkayapalli (V),
KURNOOL - 518 452